

Merriman  
Market  
Analyst, Inc.

*The Leader in Market Timing Products and Services*

Phone 248-626-3034 • Fax 248-538-5296  
E-mail: [ordersmma@msn.com](mailto:ordersmma@msn.com) Website: [www.mmacycles.com](http://www.mmacycles.com)

**January 11-12, 2013:** Zurich Switzerland. "Forecast 2013 Symposia" sponsored by AstroData. January 11 lecture on "Geocosmic Correlations to Economic and Financial Trends in 2013." January 12 will be a special 5-hour workshop on "The Gold Market: Forecasting the Future Price of Gold and Silver." 10:00 AM – 4:30 PM. For further information, please go to [www.mma-europe.ch](http://www.mma-europe.ch) or contact ASTRODATA AG, Tel. 41 (0) 43 343 33 66, or email [info@mma-europe.ch](mailto:info@mma-europe.ch).

**April 6-8, 2013:** MMTA Course 1: "Cycles and Chart Patterns in Financial Markets" with Raymond Merriman. Location: MEC Technical Center, or Michigan State University, Troy, Michigan. This will be the first of eight courses given by the Merriman Market Timing Academy (MMTA). It is available to those who attend onsite, or via a live webcast that will take place from 10:00 AM – 6:00 PM Saturday and Sunday, as well as Monday from 10:00 AM – 4:00 PM.

**June 15-17, 2013:** MMTA Course 2: "Geocosmic Correlations to Long-Term Cycles in Financial Markets" with Raymond Merriman. Location: MEC Technical Center of Michigan State University, Troy, Michigan.

**August 10-12, 2013:** MMTA Course 3: "Geocosmic Correlations to Primary and Trading Cycles in Financial Markets" with Raymond Merriman. Location: MEC Technical Center of Michigan State University, Troy, Michigan.

**October 12-14, 2013:** MMTA Course 4: "Solar-Lunar Correlations to Short-Term Reversals in Financial Markets" with Raymond Merriman. Location: MEC Technical Center of Michigan State University, Troy, Michigan.

ANNOUNCING



IT IS FINALLY HAPPENING!!!

The Merriman Market Timing Academy  
A 2-year, 8-course extensive training program  
on Financial Market Timing, instructed by  
Raymond Merriman.


... See inside for details on  
this "Once-in-a-Lifetime" opportunity!!!

SPECIAL ORDER FORM IN MIDDLE OF CATALOGUE

MMA/SEEK-IT  
P.O. Box 250012  
West Bloomfield, MI 48325

# MMA/SEEK - IT PREFERRED CUSTOMER CATALOG FOR 2013

FORECAST  
2013  
THE  
ULTIMATE  
MARKET  
STRATEGY  
TOOL.



AVAILABLE DECEMBER 15, 2012

*"I've just finished reading the 2012 Forecast Book, and am in awe of your depth and breadth of knowledge of world events. This is a masterpiece, the best Forecast Book ever, and can stand as a Life Work.... Thank you for your inspiration.*

P.G. Forecast Book reader for many years, U.K.

*"Your work is essential to anyone who is serious in this field. I can't thank you enough for it."*


R. F., Vice President at one of America's largest investment banks.

*"I never go to the office without it. Wish there was a bound edition to buy."*

Chuck S., Money Manager, Casper, WY

# NEW and NOW AVAILABLE!

## THE DVD ON BASIC PRINCIPLES OF GEOCOSMIC STUDIES FOR FINANCIAL MARKET TIMING: HOW TO READ AN EPHEMERIS FOR TRADERS!!!



The MMTA pre-training workshop on "How to Read an Ephemeris for Traders" was conducted on the weekend of September 15-16, 2012 by Raymond Merriman. It was an excellent course and the DVD production is exceptional too. The 8-set DVD of this 2-day workshop is now available and includes the workbook used in that course. If you are a trader, analyst, or student interested in enhancing your skills in market timing, this is a DVD you will find to be of great value.

In this DVD, you will learn: 1) how to read an ephemeris; 2) how to calculate aspects and planetary ingresses; 3) how to determine a critical reversal date; 4) the natural lunar rhythm for stocks and precious metals; 5) how to identify solar-lunar combinations, and 6) much more! This DVD covers all the topics needed in order pass the entrance exam required for enrolling in the Merriman Market Timing Academy (MMTA), starting April 6-8, 2013. But the information is valuable on its own even for those who do not plan to enroll in the Academy.

*"I really enjoyed attending the workshop on "How to read an ephemeris." I thought the content was presented in a simple and understandable format which made learning the subject much easier than I had anticipated." - S. R., Salt Lake City, UT*

*"I am somebody who has successfully traded precious metals options using Ray Merriman's methods, so I see a very practical application for the material being taught here, and consider this a unique opportunity for serious students to develop the skills needed for market timing and analysis." - J.N., trader, Boulder, CO*

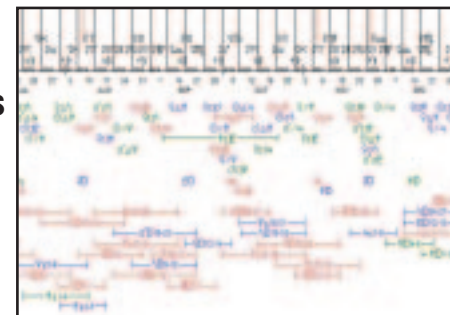
*"I felt all aspects of the class were excellent. Everything was presented in a clear and logical way. I wish I could think of something to suggest as an improvement but I really cannot come up with anything. The information was presented very well. One last thought is that I was happy to find out that MMA is made up of good hearted people. This encourages me to want to keep learning and utilizing the services that you provide." - H. M., Port Townsend, WA*

**For more information on the Merriman Market Timing Academy (MMTA), please see pages 9-10 in this catalog.**

**The cost for this DVD is \$395.00 plus postage. It includes 8 DVD's plus the course workbook.**

# GET READY FOR 2013!!!

**With These Excellent Tools and Forecasting Reports!**



The updated 2013 Calendar graph has been completely updated to reflect the level 1, 2 and 3 signatures from *The Ultimate Book on Stock Market Timing Vol. 3: Geocosmic Correlations to Trading Cycles*

Created originally by Raymond Merriman and Neil F. Michelsen, this 11" x 34" calendar graph contains all the Level 1, 2, and 3 geocosmic signatures that are in effect in the year 2013. Each level is color-coded according to the principles outlined in *The Ultimate Book on Stock Market Timing, Vol. 3: Geocosmic Correlations to Trading Cycles*, by Raymond Merriman, for easy visual identification of major probable reversals in most financial markets. In addition, the attractive calendar graph also provides post-retrograde and direct time bands for probable cycle troughs and crests in the Gold and Silver market, as outlined in *The Gold Book: Geocosmic Correlations to Gold Price Cycles*. Also listed are dates for new and full moons, and ingress dates for heliocentric Mercury and Venus (which also coincide with short-term reversals in many financial markets). The graph comes with a simple one-page instruction sheet, and will be a reference tool you will use for the entire year!

**8 1/2" x 34" – WAS \$250.00 NOW \$125.00**

# L I S T S

## List of MMA's Level One, Two, and Three Signatures for 2013:

Chronological listing of 2013's Level 1, 2, and 3 signatures in effect for U.S. stocks and Gold market, from the FAR program, as reported also in "The Ultimate Book on Stock Market Timing Volume 3: Geocosmic Correlations to Trading Cycles," and "The Gold Book: Geocosmic Correlations to Gold Price Cycles."

These lists also provide ingresses of planets into signs. Also, additional lists are included for NYSE and T-Bond reversals, based on transits to both the NYSE and Federal Reserve Board charts.

In all, there are six lists combined in this package, to help the trader/analyst identify when important reversals are likely to occur in world stock indices, T-Bonds, and Gold. These lists work very well in combination with the Calendar Graph for 2013.

The cost for the entire set of lists is \$100.00

**Seek-It Publications****Par-Excellent Astrology Books & Products**

These and other books available on our website at [www.mmacycles.com](http://www.mmacycles.com)

**The New Solar Return Book of Prediction**

by Raymond A. Merriman

The standard reference book on Solar Returns. Still a classic. And now, with additional chapters on delineation and timing.

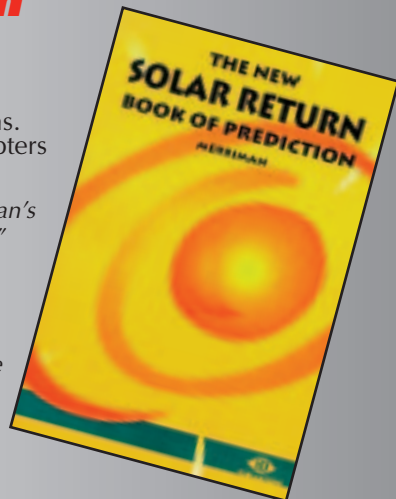
*"If Solar Returns appeal to your curiosity, Merriman's book is certainly one of the best guides available"*

- F. Richard Nolle, *Horoscope Magazine*

*"I just purchased both your book and the solar return program. I do not recall being so highly impacted after reading a book or using a software program. They are both wonderful!"*

- Rosy D-D, Miami, FL.

Approx. 175 pp., 6" x 9", perfect bind, -\$15.95

**The Solar Return Report Writer: Read Your Year Ahead**

**Solar Return Report Writer Program:** This is a stand-alone, windows-based, report writer. It requires no other astrological program to run. After inputting natal birth data, simply indicate the solar return year and location, and the program prints out the 40-60 page report. The Solar Return Report Writer is based on specialized forecasting techniques developed by Raymond A. Merriman, and provides a comprehensive overview of what conditions to expect for the year - and exactly when. Interpretation features include:

- Planets conjunct house cusps
- Planets in aspect to solar return horizon; same to meridian
- Planets in houses that aspect the ruler of the house
- Relationship of natal Moon, Mercury, Venus, Mars and Jupiter to their solar return positions
- Progressed solar return moon - aspects and solstice point aspects during the year to natal and solar return planets (gives dates and meanings)
- Transit of "Sun through solar return chart" (gives dates and meanings)
- "One-Degree-Per Day" angular progressions - the 76 dates these progressed angles conjunct a natal or solar return planet - and what it means that day.

**Solar Return Report**

Cost of Program: \$300.00

Personalized Report Print-Out Only: **\$49.95** (must provide your time, date and location of birth, and location on last birthdate)

**FORECASTS FOR 2013**

Available December 15, 2012.

Approximately 180 pages, 8-1/2" x 11", perfect bind, gloss softcover - **\$55.00** plus postage (\$9.00 USA, \$14.00 Canada, \$19.00 elsewhere. Express Mail rates available per website).

*"After reading the annual Forecasts and subscribing to MMA Cycles for the past ten years, I can say that Ray Merriman's forecasts are uncannily accurate and indispensable for the preservation of wealth. Nothing else I've seen compares. It is without a doubt the best perspective on the big picture, not just bits and pieces of the picture."*

W.W., Investor and Teacher, Indiana

*"This book is easily worth \$500.00."*

Michael F., Houston, Texas

(written over 20 years ago)

*"I am the Mike F. - Houston, TX - that is quoted as saying 'This book is easily worth \$500.00.' Due to years of inflation AND the ongoing accuracy of Ray's Forecast books, I hereby change my quote to: 'This book is easily worth \$2500.' Brilliant, prescient call on the metals this summer!"*

Michael F. (Holderness NH now)

MMA's annual Forecast Book is written by Raymond A. Merriman since 1976. It is one of the most unique, affordable, and accurate glimpses into the coming year. Utilizing the study of cycles and geocosmic factors, the annual Forecast book presents an overview of trends pertaining to political, economic, and financial markets throughout the world for each forthcoming year. Special sections are included on Interest Rates, Stock Markets, Precious Metals, Currencies, Crude Oil, Weather and Grain markets. This year's book will be available in German [www.mma-europe.ch](http://www.mma-europe.ch), Japanese <http://merriman.jp>, Spanish [www.mmacycles-spanish.com](http://www.mmacycles-spanish.com), Russian [www.urania.ru](http://www.urania.ru), Dutch [www.markettiming.nl](http://www.markettiming.nl), and Italian <http://www.astrofinanza.com/mma>.

Included in each year's book are the all-important and highly accurate Critical Reversal Dates for each of the financial markets analyzed in 2013. This feature alone is worth several times the cost of the book. As of mid-October, approximately 90% of the dates given in each market did undergo a critical reversal within four trading days or less, with most of them within 1-2 days! And in most cases, the high or the low of the year in the various markets discussed were captured accurately. This type of market timing information is invaluable to short-term traders!

**The book is well-written, highly informative, and a wonderful guide for personal and financial planning and trading for the New Year. Give one to your best investment and trading friend or client as a seasonal gift. They will love it!**



## The Ultimate Book On Stock Market Timing - Vol. 1 Cycles and Patterns In The Indexes

by Raymond A. Merriman

This is a book about probabilities in the stock market. Specifically this book covers the entire history of the New York Stock Exchange (1789-1997) as well as the Japanese Nikkei Stock Index (1949-1997), identifies 15 long and short-term recurrent cycles, and the types of patterns which unfold in each. It clearly explains not only WHEN a market is likely to form an important crest or trough, but also HOW that cycle will likely unfold. With this knowledge one knows where the market is, where it is headed, when it is likely to get there, and what it will do next.

"The Ultimate Book on Stock Market Timing Volume 1: Cycles and Patterns in the Indexes" by Raymond Merriman is literally the ultimate book on the analysis of the stock market. We are especially impressed with various waves of long-term cycles for more than 200 years, which we have never seen before... a marvelous job."

- T. Kaburagi, Toshi Nippou Ltd. (Japan's major commodities' newspaper).

"As the first volume in what is designated to be a five-volume series, Ray Merriman has not only provided a unique and in-depth analysis of various cycles in the stock market indices, but he has done so with a clarity and enthusiasm that makes reading this "technical" book an exciting and illuminating journey into the cyclical ups and downs of the stock market. Guiding the reader through the complexities of cyclical analysis, Merriman explains step by step what defines a market cycle; the orb of time a cycle can take to unfold; reasons why a cycle might contract or expand; and most importantly, how to read the characteristics of a cycle to determine whether it is bullish or bearish."

"That Merriman has so generously shared this knowledge with us in this first volume, gives the reader/investor one of the most valuable market timing tools available. It is a book based not on subjectivity but on data that has revealed a complexity of market cycles to Merriman's unrelenting search to know "the soul of the stock market." For those who are fascinated with (market) cycles, this book is a classic. And for those who invest, this book is a must."

- Geraldine Hannon; Reviewer for The Mountain Astrologer

"Do stock markets rise and fall in accordance with some readily identifiable cycle? Most are familiar with the so-called "Presidential Election" or four year cycle, some are familiar with the 54-year Kondratieff Cycle. Author Raymond Merriman searches through centuries of stock market history with charts and data going back as far as 1695 to prove the existence of these as well as both short and longer stock market cycles.

"Analyzed in depth is the entire history of the New York Stock Exchange from 1789-1997 and the Japanese Nikkei Index from 1949-1997. The charts of these markets alone are fascinating!"

"From all this data, we are provided with details on 15 separate long and short term recurring cycles, and a description of the patterns occurring in each one. Not only are we taught when to expect a cycle to unfold, but also how to recognize it when it does."

"Merriman also provides us with...(studies) on technical analysis, and helps us integrate the two together whether our time frame is next year - or 300 years."

I recommend this book for all those interested in markets. I can't wait for Volume 2!"

- Ted Kunzog; Reviewer for Technically Speaking, newsletter for the Market Technicians Association (MTA), and editor of The Asset Allocator market letter.

### Vol. 1 CYCLES AND PATTERNS IN THE INDEXES

248 pp, 8 1/2" x 11", perfect bind, gloss softcover

- ISBN: 0-930706-26-9 - \$95.00

These and other books available on our website at [www.mmacycles.com](http://www.mmacycles.com)



## Evolutionary Astrology: The Journey of the Soul Through States of Consciousness

by Raymond A. Merriman

A beautifully written book on the evolution of individual consciousness as seen through astrological principles.

The reader is taken on an incredible journey that starts with the natal angles, moves into a profound and insightful discussion of transits of the North Node and Saturn over these angles and angular midpoints. It then culminates with an integration of the individual chart with major astrological patterns influencing the world community.

"Ray Merriman has written a book that truly lives up to its subtitle - it does describe the journey of the soul through states of consciousness. It takes the reader on a journey... that will open their eyes to a deeper understanding of themselves as well as of astrology."

Marion March, Aspects Magazine.

"Every time I read Evolutionary Astrology, I can't help but wonder if you still see the magic in this book. You are amazing! Thank you for sharing."

Celeste O.

Approx. 258 pp. 8 1/2" x 11", perfect bind, \$25.00 – case bound limited edition with prints, \$75.00

## The Universal Clock

The only book that clearly relates prices of financial markets to planetary positions, using W.D. Gann Concepts. Chapters include: Price Repetition Patterns, The Universal Clock, Planets in Action, The Divisions of the Universal Clock, and Wheels Within Wheels.

by Jeanne Long, - Approx. 140pp., spiral bound, gloss cover, - \$144.00

## Basic Astrotech

The basic book on relating Gann's time and price symmetry to planetary movements. Very clearly written and easy to understand, with several graphs to illustrate the concepts. by Jeanne Long - Approx. 78 pp., spiral bound, gloss softcover, - \$50.00

Now available from MMA



**MARKET TIMING DIGEST**  
Worldwide platform for Financial Astrology

Market Timing Digest is an overview of famous newsletters from the world's top financial astrologers and provides a clear monthly summary of the median forecast for the coming month, for stock markets worldwide, the price of gold and the greatest currency market in the world - the Euro/Dollar.

The worldwide platform for Financial Astrology is a unique collaboration initiated by former currency trader Irma Schogt. Topics include a wide range of financial markets, from food to fuel, from lumber to metals and other potential growers for a balanced portfolio.

Included is a Model Portfolio with 80%+ profitable recommendation results since 2009.

Irma Schogt of Amsterdam has come out with a new service that will be of interest to traders and students of financial market timing. Who is Irma Schogt? Well, she was a currency trader for ABN AMRO Bank before starting her studies in Financial Market Timing with me about 10 years ago. As she translated the MMA reports into Dutch and became proficient in my methodology, she opened up her own market advisory company, called Schogt Market Timing. And now she provides this excellent Market Timing Digest that shares the highlights of several financial astrologers, plus her own excellent analysis of many markets. This digest makes for excellent reading, packed full of insightful trading ideas. I highly recommend it, especially for those who are interested in applying Financial Astrology to today's markets.

- Raymond Merriman

With weekly updates, all per e-mail. Rates are +/- \$550 per year, \$179 for 3 months. (Rates may vary.) This newsletter service is available in English through MMA, P. O. Box 250012, W. Bloomfield, MI 48325 USA. Ph 1-248-626-3034 Fax 1-248-538-5296 email: ordersmma@msn.com


You may also order by going to our web site at [www.mmacycles.com](http://www.mmacycles.com), scroll down to "Subscription Reports."

MMA... the Leader in Market  
Timing Products & Services



"Once in a great while a truly revolutionary trading book is published that creates and redefines a method of analysis."

-David Wierzba, Willow Financial, Atlanta, GA



**THE ULTIMATE BOOK  
ON STOCK MARKET  
TIMING VOL 2:**

**Newly  
Updated  
to 2012!**

**GEOCOSMIC CORRELATIONS  
TO INVESTMENT CYCLES**

299 Pages, 8 1/2" x 11", perfect bind, gloss softcover - \$125.00

ISBN 0-930-706-27-7

Volume 2 of this 5-volume series on *The Ultimate Stock Market Timing* books has just been released. It is sub-titled: *Geocosmic Correlations to Investment Cycles*. In this book, Raymond Merriman examines all the 50-week and greater cycles in the history of the U.S. stock market, and their correlation to geocosmic signatures. The results are surprising—and phenomenal! With the information provided in Volumes 1 and 2, you will have perhaps the best guides available for anticipating when the most significant crests and troughs in the U.S. stock market will unfold. And if you are not completely satisfied with these books, there is a money-back guarantee! Just return in good condition, within 30 days.

**HERE ARE SOME RAVE REVIEWS ON VOLUME 2...**

"I just finished Volume 2 of *The Ultimate Book on Stock Market Timing: Geocosmic Correlation to Investment Cycles*, by Raymond A. Merriman. It is everything I was expecting and looking for, and is a landmark in research."

-Lukman Clark, Signal Hill, CA - The Future Works, and member of ISAR, Inc.

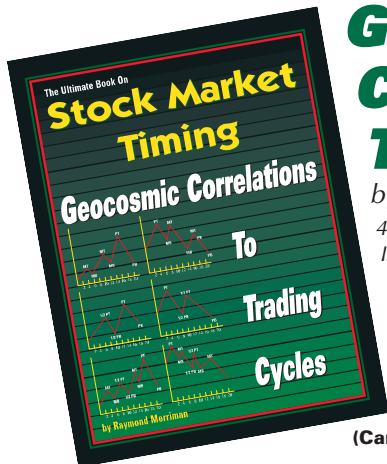
"Raymond Merriman has written an exceptional book on the correlation of stock market cycles with planetary alignments that is of tremendous value to market analysts and investors. It is a well researched and easy to read correlation of stock market tops and bottoms with planetary movements...If you often consider the possibilities of what the stock market is likely to do over the next 10-15 years, read this book. It will help you anticipate longer-term tops and bottoms of the stock market, and point out some time periods when you should be out of the market. With so much gloom and doom published today about the world economy it was very refreshing to read Merriman's longer term outlook for 2000-2015, based on well researched historical precedent. This book is a MUST for the serious investor."

-Walter J. Bressert, Chicago, IL - World-renowned cycles analyst

"Words can't even begin to express how extraordinary I think this volume is. (Merriman) has indeed handed over to us investors and market timers a blue-chip portfolio of substantive and ground-breaking research and information. This book is phenomenal!"

-Geraldine Hatch-Hannon, Venice, CA - Stock Broker and book reviewer

# The Ultimate Book On Stock Market Timing - Vol. 3



## GEOCOSMIC CORRELATIONS TO TRADING CYCLES

by Raymond A. Merriman

448 pages, 8-1-2" x 11", perfect bind, gloss softcover, ISBN: 0-930706-28-5. \$150.00.

*"I got Volume 3 last week and find it to be what I call a "dangerous book," i.e. it is so interesting you don't want to do anything else but read / devour!"*

G. W., investor & trader, Calgary, Alberta (Canada).

This is the most comprehensive reference book to date on the relationship of geocosmic signatures to reversals in U.S. stock indices. It is written for traders or analysts of U.S. stocks and stock indices that wish to enhance their ability to identify critical reversal zones far in advance. With this book, the reader will discover which are the most powerful and consistent geocosmic signatures to all the trading and greater cycles in the U.S. stock market. There is nothing like this book available today. This is a book that traders and market timers will refer to for many, many years. Of all the books available in the series, this is the most important to position traders!

*Raymond Merriman has done it again. With his usual style and finesse, this master trader and market analyst has put together a massive piece of research that is at once deliciously arcane and eminently practical, incredibly comprehensive and wonderfully accessible, broad in its vision and absolutely rigorous in its reasoning.*

*What's especially nice about this book is the way Merriman combines meticulous research with pragmatic recommendations. In dealing with the various planetary combinations that can impact market dynamics, for example, he not only explains the underlying energies at work—he also cites historical examples of the geocosmic interactions, lists the dates when those interactions will occur again, and offers a quick paragraph of capsule advice for the trader who wants to consider the planets in an operative trading plan.*

- Tim Bost, Editor, Financial Cycles newsletter Sarasota, Florida

*Ray Merriman is to be congratulated. His research is excellent, his explanations very clear, and his examples that demonstrate how to use multiple indicators to identify trend reversals well articulated. Traders lacking an astrological background should easily understand and benefit from them. This is not a book for day traders (Volume IV of this series promises to do that) but for those who want to catch the +/-10% changes in the financial market indices this provides powerful, effective tools. The empirical evidence provided in this and in the previous volume clearly demonstrates that astrology works...*

- Ken Gillman, Editor, Considerations Journal Mt. Kisco, NY

*Merriman presents his findings on 148 astrological signatures on how well each one corresponds to price reversals in the Dow Jones Industrial Averages of four percent or greater. How much money could a trader make if he knew that within eight days of the exact trine between Jupiter and Uranus there would be a 91% chance of a major price reversal? This is just one of the stunning bits of information found in Volume 3. Wouldn't it be great to know that a rounded top is shaping up and starting to reverse because Neptune is turning retrograde? (Or), for example, there's an 86% chance that within four days of when the Sun squares Uranus the market will reverse.*

*The last few chapters summarize the data and show how to build a timetable for investing opportunities. The nature of the financial markets is undeniably cyclical, and this is where astrologers have the upper hand. Merriman's groundbreaking work is breathtaking in its scope and practical application.*

## MMA ADVISORY SERVICES FOR TRADERS

### M.M.A. DAILY MARKET ANALYSIS

(by E-Mail only, sent every night after market close, for the next day)

2-3 page daily comments and analysis and forecasts for the next day's market activity in the DJIA, S&P, NASDAQ, Euro, T-Notes, Soybeans, Gold, and Silver futures. List of support/resistance areas, trend indicator points, geocosmic and lunar reversal points in effect, cycles commentary, and recommendations. The MMA Weekly Market Analysis is also included with this subscription.

\$3250.00/year, \$325.00/mo.

### M.M.A. WEEKLY MARKET ANALYSIS

(by E-Mail only, sent every weekend)

9-12 page weekly comments and analysis and forecasts for next week's market activity in the DJIA, S&P, NASDAQ, Euro cash, Euro futures, Dollar/Yen cash. Yen futures, Swiss Franc futures, T-Notes, Soybeans, Crude Oil, Gold, and Silver futures. List of support/resistance areas, trend indicator points, geocosmic and lunar reversal points for the week, cycles phasing, and recommendations. This is our most popular service for active traders.

\$1500.00/year, \$450.00/3 mo.

### SPECIAL SECTOR WEEKLY REPORTS - BY POPULAR DEMAND!!!

Each of the weekly email reports listed below is now available for \$750.00/year, or \$250.00/3 months. For those who specialize in certain sectors of the weekly markets analyzed.

#### 1. M.M.A. WEEKLY GOLD AND SILVER ANALYSIS

3-5 page comments, analysis, and forecasts for next week's market activity in the Gold and Silver nearby futures. List of support/resistance areas, trend indicator points, geocosmic and lunar reversal points for the week, cycles phasing, and strategies for position traders and aggressive short term traders for the week.

#### 2. M.M.A. WEEKLY STOCK INDICES ANALYSIS

3-5 page comments, analysis, and forecasts for next week's market activity in the DJIA cash index, and the e-mini S&P and NASDAQ 100 nearby futures. Many traders use these also for ETFs. List of support/resistance areas, trend indicator points, geocosmic and lunar reversal points for the week, cycles phasing, and strategies for position traders and aggressive short term traders for the week.

#### 3. M.M.A. WEEKLY CURRENCIES ANALYSIS

3-5 page comments, analysis, and forecasts for next week's market activity in the cash Euro currency, Dollar-Yen, and Euro-Yen markets, as well as nearby futures in Swiss Franc, Euro, and Japanese Yen. List of support/resistance areas, trend indicator points, geocosmic and lunar reversal points for the week, cycles phasing, and strategies for position traders and aggressive short term traders for the week.

#### 4. NEW!!! MMA WEEKLY TREASURY NOTES, SOYBEANS, AND CRUDE OIL ANALYSIS

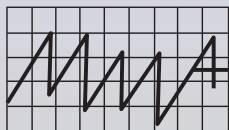
3-5 pages of analysis on 10-year U.S. Treasury Notes, Soybeans and Crude Oil in one weekly report. Each weekly report identifies weekly support-resistance, price targets for rallies and declines, labeling of the primary cycle and its phases, comments on outlook, specific strategies and recommendations and stop-loss points for both position and aggressive traders.

### WEEKLY UPDATE OF JAPANESE NIKKEI

(sent out every Friday afternoon for the next week).


2-3 page in-depth analysis and forecasts for next week's Japanese Nikkei stock market. Covers cycles phasing, geocosmic and lunar signatures and potential reversals implied via each for the next week, price objectives and patterns, and technical studies denoting support and resistance areas and trend indicator points in effect for the next week. Highly accurate!

\$1500.00/yr; \$450.00/3 mo.



## M.M.A. Cycles Report

**MMA's MOST POPULAR MARKET REPORT!**



The MMA Cycles Report is issued every month, with occasional special updates and provides in-depth analysis of the Dow Jones Industrial Average, S&P, Gold, Silver, T-Notes, Euro, Swiss Franc, Corn, Soybeans, Wheat, and Crude Oil. It includes a list of forthcoming critical reversal dates, based on geocosmic studies. There is also a new and special section short-term lunar reversal dates for U.S. stock indices and COMEX Silver. Used by financial institutions, investors, and traders since 1981, the MMA Cycles Report also comes with 8-12 additional charts, at no extra cost.

If you appreciate accuracy in market timing, and insight into the short and intermediate-term strategies and outlooks of these markets, then you cannot beat the MMA Cycles Report.

*"I have followed the work of Ray's for several decades. He is the only analyst that I know who properly uses cycles as having highs and lows in probable time bands. His 4 year cycle (extremely dominant) interpretation is excellent! He is the only analyst that I know of that recognizes the importance of the 36 and 72 year cycles and he seems to have them positioned accurately. The critical reversal dates/zones he gives almost always occur right on cycle highs and lows"*

- Jay Kettlehut, Cycles and Patterns Research, Ann Arbor, Michigan

*"For too long I accepted the notion that "understanding" money was impossible for an artist. After a year of reading the Cycles Report and asking questions of Ray, I've learned otherwise. Creativity is an asset when it comes to understanding the markets."*

- Claudia Chapman, Graphic Design and Editorial Services, Southbury Connecticut

*"Watching time and price coming into your three star reversals is an amazing thing to watch unfold. I should of signed on years ago."*

-J.C. Canton, MA

*Many thanks, Ray !!! you are ...indispensable !!!*

- Bruno C., Trader, Barcelona, Spain"

The cost of this report is \$295.00/yr, \$115.00/4 months, or \$60.00/2 months, with automatic renewal options available. A 2-issue trial subscription is available, one time only, for \$50.00.

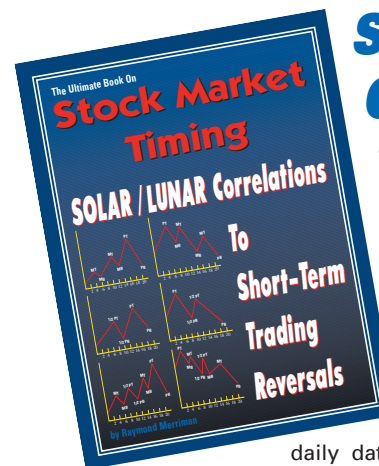
### **NEW!!! M.M.A. EUROPEAN STOCK MARKET CYCLES REPORT!!!**

A 3-4 page report issued monthly one day after MMA Cycles Report. Detailed cyclical and technical analysis of The German DAX, Swiss SMI, and Netherlands AEX indices. The introductory special rate for this report is **\$195.00/yr or \$95.00/4 months**. A 2-issue trial subscription is available one-time only for **\$40.00**.

## The Ultimate Book On Stock Market Timing - Vol. 4

### **SOLAR/LUNAR Correlations To Short-Term Trading Reversals**

by Raymond A. Merriman



242 pages, 8-1-2" x 11", perfect bind, gloss softcover, ISBN: 0-930706-29-3. \$95.00.

This is the most comprehensive analysis yet of all the Sun-Moon combinations and their correspondence to price movements in stock indices available today. It examines 60 years of daily data on the Dow Jones Industrial Averages, and the past 16-18 years of daily data on the NASDAQ Composite and Japanese Nikkei stock indices. The probability of 4% or greater reversals is assigned to each Sun-Moon combination, which are usually in effect 1-2 (sometimes 3) trading days per year. There are about 30 of these short-term periods that have a high probability for a reversal in effect every year. If you are a short-term trader of stock exchange futures, options, or the stock exchange traded indices on the AMEX, like the DIA, SPY, or QQQ, this is a book that can provide an extremely valuable market timing advantage.

### **Rave Reviews for Volume 4:**

*"This book is highly recommended by Traders World. It is written for those traders who seek the ideal situation that all traders seek. That is, all traders seek a tool that provides a high probability of success with a minimal amount of market exposure. The tools presented in this book do just that."*

-Traders World Magazine, Fall 2003


*Ray has made another valuable contribution to the development of financial astrology. While intermediate- and long-term geocosmic stock market patterns have already been researched quite well, very little has been done to cover short-term swings, that's why many contradictory and false theories are circulating. This book fills the gap and offers a good starting point for traders and researchers alike.*

- Reviewed by Manfred Zimmel, Austria, Editor of Financial Markets newsletter

*Subtitled Solar/Lunar Correlations to Short-Term Trading Reversals, volume four of Raymond Merriman's five-volume series offers some unique astrological clues to help guide the short-term trader. The three previous volumes focused on Merriman's perceptive methodology for recognizing cycles and the longer trading cycles as represented by the various planetary combinations. Anyone following his logic would not have been caught in the precipitous decline in the NASDAQ and Dow Jones markets beginning in March 2001 since a rare combination of Jupiter, Saturn, and Uranus was forming then, and showed a high probability that a major reversal was due. The present volume works with Sun and Moon combinations, and presents a statistical analysis of which pairs offer the best opportunity to get in and out quickly-and make a tidy profit in the process. This book is not appropriate for long-term investors, but is a terrific advantage for those investors who would take advantage of brief Sun-Moon combinations.*

*If you are an online trader looking for an astrological advantage to short-term trading, volume four of Merriman's Stock Market Timing is a best tool, especially when combined with the shorter trading cycles as presented in volume three.*

- Review by Chris Lorenz, Horoscope Magazine



**Now the Missing Link is Revealed: The Final Volume in "The Ultimate Book on Stock Market Timing" Is Completed . . . .**

**THE ULTIMATE BOOK ON STOCK MARKET TIMING VOLUME 5 TECHNICAL ANALYSIS AND PRICE OBJECTIVES**

**300 pages, 8-1/2" X 11"**  
**perfect bound, gloss softcover**  
**Retail price \$144.00. ISBN 0-930706-46-3**

This is the long-awaited last volume of this 5-volume series on The Ultimate Book on Stock Market Timing. The first volume was released in 1997, and all four of the prior volumes focused on market timing: WHEN to buy or sell the stock market. This book now provides the final part, the missing link: WHERE – at what PRICE - to buy and sell.

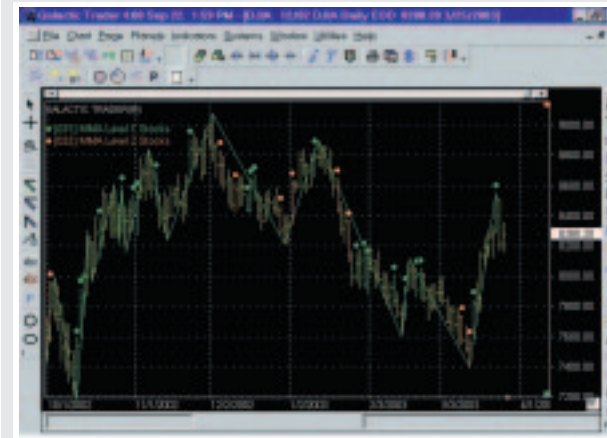
This book delves into the 300+ year charts of the US and British stock markets to examine the percentages of gains and declines in long-term cycles. It shows the importance of combining multiple time frames, or multiple cycle lengths, to establish an understanding of longer-term trends. It defines support and resistance of long-term and shorter-term cycles using a variety of mathematical calculations based on market symmetry. It identifies the three basic chart patterns within all cycles, and how to forecast the time bands and price targets for the troughs and crests of the phases within each cycle.

In the final analysis, it is the combination of knowing the right time and the right price that determines the degree of one's success in the trading or investing. This five volume set covers all of these factors in the most comprehensive studies ever conducted utilizing geocosmic, cycles, pattern recognition, trend analysis, and technical analysis studies.

*The Ultimate Book on Stock Market Timing series is truly a life's work of grand proportion. Raymond Merriman has built the foundation upon which Financial Astrology can securely rest. Volumes 1-4 were more than a foundation, they were an edifice, and Volume 5: Technical Analysis and Price Objectives, is the pinnacle. Coupled with the timing strategies of the first 4 volumes, these volumes provide a complete trading methodology, brilliantly and logically presented, that any person who makes the time and the effort to understand, may trade profitably.*

- Duke O'Neil, President, Capstone Capital Wealth Management, Boulder, Colorado.

## F.A.R. For The GALACTIC TRADER con't

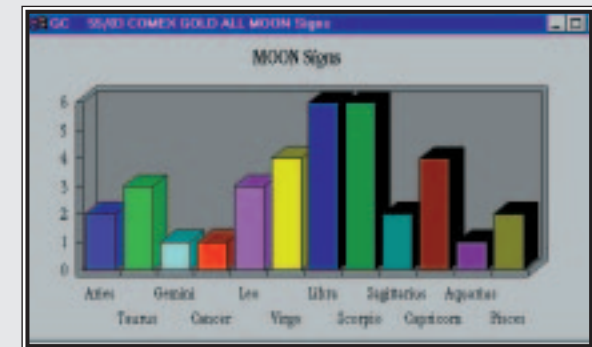


Daily bar chart of the Dow Jones Industrial Averages between October 1, 2002 - March 25, 2003, with Levels 1 and 2 for Stocks indicated. (graph at left)

Example of graphics showing the Moon distribution of 5% or greater days when the sun is in Pisces, from study conducted of all trading days between January 2, 1975 - October 17, 2003. (chart below)

"I don't know if you fully comprehend the real value of what you have discovered. The F.A.R. program is worth a lot more than you are charging. F.A.R. is simply the best astrology program for traders on the market today, bar none"

- K.B. trader, Los Angeles



Planets in Signs	Aries	Taurus	Gemini	Cancer	Leo	Virgo	Libra	Scorpio	Sagittarius	Capricorn	Aquarius	Pisces
SU	**35.53	51.07	41.54	75.31	45.81	62.67	113.57	188.19	**173.8	101.85	**139.16	**192.4
MO	116.96	66.79	82.52	115.68	114.32	83.18	89.04	**128.71	81.44	111.88	88.95	30.98
ME	**125.63	58.62	14.88	89.97	70.62	88.25	95.74	113.82	**152.7	115.48	186.71	**208.5
VE	87.74	112.38	58.25	35.49	57.88	88.88	114.26	186.73	82.17	104.87	**187.1	**199.9
MA	189.40	**131.88	**185.9	20.49	12.52	72.35	84.45	57.18	**189.00	**231.31	112.98	73.10
JU	46.43	40.04	199.37	115.57	**204.4	6.78	14.38	43.58		48.46	82.85	**300.7
SA	89.56	110.28	**144.24	25.85				**251.6	**155.7	21.87	30.79	
UR								**130.22	65.97	189.82	**120.33	
NE									108.88	**122.80		
PL								181.89	188.33			

Example of study using weighted value scores for "Big range Days" of 5% or more in Crude Oil, from March 30, 1983 - September 19, 2003. \* represents planet-sign combinations that are above normal

**Product and Price:** **FAR for the Galactic Trader (with Upgrade):**  
**\$1890.00 end of day, or \$2290.00 real time.**

**FAR for the Galactic Trader with Fibonacci Trader:**  
**\$2490.00 end of day, or \$3040.00 real time.**



## F.A.R. FOR THE GALACTIC TRADER - STILL THE BEST!!!



### **F.A.R.** **For The GALACTIC TRADER**

**FAR (The Financial Astrological Research)** program now includes the weighted values calculations for all markets as reported in Ray Merriman's two latest books – *The Ultimate Book on Stock Market Timing: Solar-Lunar Correlations to Short-Term Trading Reversals*, and *The Sun, Moon, and Silver Market: Secrets of a Silver Trader*. This incredible software program has all the features and customer support qualities that traders and market analysts expect from a first-class charting system. Price

charts can be created from all the well-known data vendors, like CSI, Metastock, Computrac, TC-2000, Signal, S&P Comstock, Reuters, Knight-Ridder, Bloomberg, Quote.com, and most others. FAR for the Galactic Trader is an elegant program that is the perfect blend of advanced windows-based technology, sophisticated market timing tools, and the most popular technical studies. It can also operate with the popular *Fibonacci Trader* program, created by **Market Wizard Robert Krausz**. Some of the many features include:

- **List of Level One, Two, or Three Stock Signatures**, as reported in *The Ultimate Book on Stock Market Timing*, Vol. 3: *Geocosmic Correlations to Trading Cycles*, as well as *The Gold Book: Geocosmic Correlations to Gold Price Cycles*. These signatures can be highlighted right onto the price chart.
- **Filtered Wave Research** allows the user to instantly isolate highs and lows of a user-defined percentage move, then do a quantitative or weighted value analysis of geocosmic factors that were in effect at those times. This will then reveal to the user which factors have an unusually high (or low) historical rate of occurrence to reversals in any given financial, commodity, or stock market. An exceptional tool for a short-term position trader.
- **Big Range Days, or Volatility Studies** allows the user to instantly identify specific dates in the past that have been "big range days." The program will then do a quantitative or weighted value analysis of geocosmic factors that were in effect on those days. This will reveal to the user which geocosmic combinations have an unusually high (or low) historical rate of occurrence to "big range days" in the future in any given financial, commodity, or stock market. An exceptional tool for day traders!
- **Create Your Own Research** allows the user to manually isolate any lows or highs he/she thinks are important. The program will then do a quantitative or weighted value analysis of geocosmic factors that were in effect on those days. This will reveal to the user which geocosmic combinations have an unusually high (or low) historical rate of occurrence to these types of highs or low in the future in any given financial, commodity, or stock market. An exceptional tool for market timing researchers!

And it doesn't end there. Applications for short-term timing of Silver prices as well as T-Note and T-Bond prices are also included. And with the Galactic Trader, you also have available several dozen technical studies which can be applied to any chart. Thus, with the FAR program, you can create a time band for likely market turns. With the technical tools of Galactic Trader, you can confirm when the reversal has actually commenced. With both, you get a clear sense of how strong the reversal will be.



## **The Sun, the Moon,** **and the** **Silver Market**

### *Secrets of a Silver Trader*

by **Raymond Merriman**

208 pages, 8-1/2" x 11", perfect bind,  
gloss softcover - **\$125.00**  
ISBN 0-903706-19-6

*"A multi-faceted gem of a read is this one. Going for it is its research rigor, simplicity of expression, focus, and comprehensive use-ability. Well-referenced, the research results and summaries at the end of each chapter are listed for easy access and re-access by the trader. Mr. Merriman wrote this book with the trader and the material in mind, for it is easy to go through the varying levels of sophisticated research in order to learn by re-building the rationale of each trade presented. "Highly recommended."*

- **World-Wide Trader's News and Technical Service.**

*"The book is very clean and well written. You were clearly "in the zone" when you wrote it. Nice work! This is a wonderful book and Silver is clearly a great market for short term trading. Thanks for the opportunity to work on it."*

- **Dan McCamman, Denver, CO, trader, and editor of the Silver Book.**

*"I thought your presentation at the end of day two on 'Silver trading' was quite amazing and I can't wait to get my hands on the book (which I have ordered) and I will certainly be adding Silver to my trading list from now on."*

- **R. Carrigan, trader and attendee at MMA's Market Timing Conference in October 2006**

This revised edition now covers 25 years of daily prices studied for correlations between the Sun and Moon signs of isolated highs and lows in COMEX Silver (1981-2006). This newly revised work examines 4% reversals from these isolated highs and lows, and identifies the solar-lunar combinations that have the highest (and lowest) correlations to such reversals. It also identifies correlations between Sun-Mercury and Sun-Venus signs for further support to high probability trades.

And an exciting new section has been added to the second edition that examines "Big Range Days" - those days in which Silver has a range of at least 3.5% of the value of the low of that day. This is a fabulous tool for those who wish to be day-traders of this volatile precious metal!

All in all, this book provides the maximum benefit that all traders seek: high probability trades with minimal market exposure, making it a great reference book for short-term traders (1-7 day positions).

**Merriman on Market Cycles:  
The Basics**

A comprehensive and clearly understandable text about the art of determining cycle lengths and recognizing patterns within those cycles. A book for those who want to improve their timing skills by integrating cycle analysis with technical studies. Includes listing of long-term and short-term cycles in U.S. and Japanese Stock Markets, Gold, Silver, T-Bonds, Interest Rates, Currencies, and Grain Markets.




*“All authors of technical analysis books should take a lesson from Ray Merriman: make your point quickly and simply and demonstrate its practical application. Merriman on Market Cycles: The Basics is required for traders and investors who want to gain an understanding of market rhythms.”*

—Robert Minor, editor of Major Market Analyst Report, and past winner of the Robbins Trading Company World Cup Championship of Futures Trading, Professional Division

by Raymond A. Merriman – Approx. 63 pp., 8 1/2" x 11", perfect bind, gloss softcover. ISBN 0-930706-21-8 – \$25.00


**Basic Principles  
of Geocosmic Studies For  
Financial Market Timing**

The perfect place to begin one's study of Financial Astrology. Written especially for those interested in financial market timing, but who have little knowledge of the field of astrology. Geocosmic signatures, as described in this book, may be the most precise indicators available in the area of market timing. Written in a simple, easy to understand style, this book will walk you clearly through each step of determining a "critical reversal date." It includes a section on the correlation of astrological signs and planets to various stock market sectors.



by Raymond A. Merriman – Approx. 63 pp., 8 1/2" x 11", perfect bind, gloss softcover. ISBN 0-930706-22-6 – \$15.95

**SOLAR FIRE SOFTWARE**



Solar Fire Gold is an exciting astrology program for Windows. It will be the astrological software program MMTA will be using in its courses because 1) it has an easy-to-use "hit list" – a chronological list of all the planets aspects, stations, and ingresses needed to determine an "MMA Critical Reversal Date" in financial markets, and 2) it has all the major features that professionals and students of astrology use in their astrological calculations. Solar Fire Gold is elegant, very functional, and the most popular world-wide astrological program on the market since 1992. Furthermore Solar Fire's international team of EXPERT ASTROLOGERS and software developers provide excellent technical support to assure that all of your astrological software needs are met.

Solar Fire's capabilities include natal, progression, directed, locality, heliocentric, composite, harmonic and harmonic arc transform charts and more. Students of astronomical cycles will like their ingress, lunar-phase, rise/set, and return charts. Returns can be for any planet or asteroid, or to any specified point in the zodiac, and you can do a whole string of returns automatically from one input. You can also find ingresses and eclipses in the dynamic search option, and can create custom ephemeris pages for any period in history.

However, MMTA's most important function will involve Solar Fire's Dynamic Hit list. This is the chronological lists of all the aspects, stations, and planetary ingress periods used in the MMTA 2-year training course that will begin in April 2013. This program will also be helpful for those who purchase the 8-set DVD on "Basic Principles of Geocosmic Studies for Financial Market Timing: How to Read an Ephemeris for Traders." The workbook for that course contains specific directions on how to set up that hit list in order to calculate a critical reversal date.

Pl (H)	Asp	Pl (H)	EQ	Type	Date	Time	Zone	Age	Post	Post
☉ (11)	0	♄ (1)	00	Tr-Tr	Nov 22 2012	02:11:59 am	EST	0.948	88°23'0"	88°23'0"
☽ (11)	Δ	♄ (1)	00	Tr-Tr	Nov 22 2012	03:59:01 am	EST	0.948	88°23'0"	88°23'0"
♃ (11)	0	♄ (2)	00	Tr-Tr	Nov 23 2012	05:04:53 am	EST	0.951	84°47'0"	84°47'0"
☉ (11)	Δ	♄ (2)	00	Tr-Tr	Nov 26 2012	09:15:28 am	EST	0.960	84°44'0"	84°44'0"
☽ (11)	×	♄ (1)	00	Tr-Tr	Nov 26 2012	00:19:03 pm	EST	0.961	88°01'0"	88°01'0"
♃ (12)	×	♄ (2)	00	Tr-Tr	Nov 27 2012	03:16:41 pm	EST	0.963	88°08'0"	88°08'0"
☉ (11)	♃	♃ (4)	00	Tr-Tr	Dec 2 2012	08:45:08 pm	EST	0.970	11°17'0"	11°17'0"
☽ (11)	0	♄ (1)	00	Tr-Tr	Dec 16 2012	01:23:15 pm	EST	0.115	88°42'0"	88°42'0"
☽ (11)	Δ	♄ (2)	00	Tr-Tr	Dec 19 2012	04:38:16 pm	EST	0.124	84°17'0"	84°17'0"
☽ (11)	♃	♃ (4)	00	Tr-Tr	Dec 22 2012	10:49:53 pm	EST	0.133	88°42'0"	88°42'0"
☉ (11)	0	♄ (2)	00	Tr-Tr	Dec 25 2012	08:31:08 pm	EST	0.140	84°48'0"	84°48'0"
☉ (12)	×	♄ (1)	00	Tr-Tr	Dec 30 2012	08:38:33 am	EST	0.153	88°08'0"	88°08'0"
♃ (1)	Δ	♃ (4)	00	Tr-Tr	Jan 4 2013	07:45:36 am	EST	0.166	87°27'0"	87°27'0"
♃ (1)	0	♄ (1)	00	Tr-Tr	Jan 7 2013	02:32:34 pm	EST	0.175	18°48'0"	18°48'0"
♃ (1)	0	♄ (2)	00	Tr-Tr	Jan 12 2013	11:12:36 pm	EST	0.190	85°08'0"	85°08'0"
♃ (1)	×	♄ (2)	00	Tr-Tr	Jan 16 2013	08:28:36 pm	EST	0.201	88°57'0"	88°57'0"
♃ (1)	Δ	♃ (4)	00	Tr-Tr	Jan 25 2013	10:55:56 pm	EST	0.226	86°21'0"	86°21'0"
♃ (1)	0	♄ (1)	00	Tr-Tr	Jan 30 2013	05:48:37 pm	EST	0.239	11°17'0"	11°17'0"

If you do not have an astrology calculation software program, this is one of the best and is highly recommended!!!

**Solar Fire \$360.00 plus postage. Domestic \$12.00, Canada \$26.00, Overseas \$35.00**



**Open Entry/Open Exit:** This course of study is via a DVD that will be available approximately 30 days after the completion of each course. This option allows one to take each class, according to their own schedule, and also involves no travel costs. It also allows one a very flexible payment plan (Pay As You GO). There is a choice to either take, or not take, the tests at the end of each course. Those who successfully complete the tests and final exams will receive a certificate of completion. But taking the tests is not required if one does not care to receive a certificate of completion.

See Inside Front Cover of catalog for MMTA pre-course training DVD

**This MMTA program** is design as a 2-year training, comparable to post-graduate level college studies, and will consist of 8 courses. Each of these 8 courses will be comprised of six 90-minute subjects pertaining to the title of that course, plus a 2-3 hour interactive, Q&A session at the end. Altogether, the 8 courses of six classes each will total 48 classes, spread out over two years. These eight courses will be given on 8 different weekends (Saturday, Sunday, and Monday). **The schedule for 2013 will be as follows:**

**April 6-8, 2013:** MMTA Course 1. "Cycles And Chart Patterns In Financial Markets," with Raymond Merriman and a guest presenter. This will be the first of eight courses offered by the Merriman Market Timing Academy (MMTA). It is available to those who attend onsite, or via a live webcast. 10:00 AM-6:00 PM Saturday and Sunday, as well as, Monday 10 AM-4:00 PM. It ends with an exam.

**June 15-17, 2013:** MMTA Course 2. "Geocosmic Correlations to Long-Term Cycles in Financial Markets" with Raymond Merriman and a guest presenter. This will be the second of eight courses offered by the Merriman Market Timing Academy (MMTA). It is available to those who attend onsite, or via a live webcast. 10:00 AM-6:00 PM Saturday and Sunday, as well as, Monday 10 AM-4:00 PM. It ends with an exam.

**Informational packets are now available!!!! Please call 1-248-626-3034 or Email Maureen at [maureenmmta@gmail.com](mailto:maureenmmta@gmail.com) if you would like an informational packet sent to you!!!**



## HOW TO ENROLL

Applications for MMTA are available online at [www.merrimanmmta.com](http://www.merrimanmmta.com), or by calling 1-248-626-3034, or via email at [info@merrimanmmta.com](mailto:info@merrimanmmta.com). Applications are currently being accepted for online students until February 5. The apprenticeship category has been filled, but a wait list is being compiled in the event that one of the accepted apprentices drop out. Open Entry/Open Exit students may apply at any time. All applicants who wish to receive a certificate will be required to take an entrance exam to demonstrate their ability to read an ephemeris before commencing their training.

**August 10-12, 2013:** MMTA Course 3. "Geocosmic Correlations to Primary and Trading Cycles in Financial Markets" with Raymond Merriman and a guest presenter. This will be the third of eight courses offered by the Merriman Market Timing Academy (MMTA). It is available to those who attend onsite, or via a live webcast. 10:00 AM-6:00 PM Saturday and Sunday, as well as, Monday 10 AM-4:00 PM. It ends with an exam.

**October 12-14, 2013:** MMTA Course 4. "Solar-Lunar Correlations to Short-Term Reversals in Financial Markets" with Raymond Merriman and a guest presenter. This will be the fourth of eight courses offered by the Merriman Market Timing Academy (MMTA). It is available to those who attend onsite, or via a live webcast. 10:00 AM-6:00 PM Saturday and Sunday, as well as, Monday 10 AM-4:00 PM. It ends with an exam.



**It is with great excitement that we announce the creation of the Merriman Market Timing Academy (MMTA)!!!**

MMTA is the first in-depth training program ever offered on the subject of financial market timing. This Academy is designed to provide a truly unique and rare opportunity – a "once in a lifetime" opportunity – to learn the methodology of market timing as developed by Raymond A. Merriman, Commodities Trading Advisor (C.T.A.), and President of the Merriman Market Analyst, Inc. since 1981. These original and well-researched techniques combine cycle studies, technical analysis, trend analysis, charting, and geocosmic studies for the purpose of identifying cyclical highs and lows in financial markets. The formal training that is to be offered in 2013-2014 will never take place in this format and sequence again. It is the only time it will be taught live by Raymond A. Merriman in this sequence.

The purpose of the Merriman Market Timing Academy is to train students in the original methodology of market timing and market analysis as developed by Raymond A. Merriman. Its intention is to develop exceptional skills in financial market timing for traders, market analysts, and others who would wish to enter into the field of financial markets. The Academy may also be of great interest to students who simply wish to enhance their understanding of financial market timing and how it works in combination with technical analysis and chart patterns. It is a training course where students may learn market timing factors for that "extra edge" that all analysts, traders, or investors seek.

**There are three types of candidates for MMTA training that will begin April 6-8, 2013**

**Apprenticeship program:** This course of study involves being on site for each of the 8 weekend courses, and hence will involve travel costs. It is also the only category where participants will interact directly with Merriman and other students for three consecutive days at a time, over the 8 courses taught between April 2013 and October 2014. After successful completion of all 8 courses and final exams, apprentices will receive a certificate of completion for the Merriman Market Timing Academy.

**On-Line students:** This course of study will involve viewing each class via a live broadcast to your computer at the time of the courses; or the raw footage of each course that will be available over the following 30 days. This category involves no travel costs. After successful completion of all 8 courses, these students will also receive a certificate of completion for the Merriman Methodology of Market Timing.





# ORDER FORM FOR MMA PRODUCTS

To order from MMA you may simply indicate quantity of each product, and fax to 1-248-538-5296. You may call in orders to 1-800-662-3349 or 1-248-626-3034 or you may remit check or money order with this form to: **MMA, P.O. Box 250012, West Bloomfield, MI 48325. E-mail: ordersmma@msn.com • Internet: www.mmacycles.com.**

**Delivery and Handling Charges:** To avoid delays in shipping, you must include delivery (shipping) and handling charges. *Postage charges may be subject to change according to rate changes made by U.S. Post Office or UPS.* If you pay by credit card, we will calculate for you based on schedule given below. If you pay by check, you may wish to call or email us if ordering two or more books. Delivery and handling charges are as follows, unless specified otherwise on order form:

**Per Book:** \$6.50 for US, \$14.00 Canada, and \$19.00 overseas (unless otherwise specified). For orders in which the weight is more than 2 pounds, the shipping costs will be computed by weight, according to tables on our web site. You may call or email us if you want to know the exact cost ahead of time. Multiple book orders will generally be less than the "per book" rate listed above. **Please note: Forecast Book will no longer be shipped using US Postal Service.**

**All Software:** \$14.00 for US and Canada, \$35.00 overseas, Express mail is \$50.00 USA and \$100 for Canada or overseas.

## BOOKS

- FORECASTS FOR 2013 BOOK/Merriman: \$55.00 plus \$9.00 postage USA (UPS), \$14.00 Canada (USPO), or \$19.00 overseas (Global Priority Mail, USPO) Michigan residents will be charged an additional 6% sales tax.
- EXPRESS MAIL FORECASTS FOR 2013 BOOK/Merriman: \$55.00 plus \$19.00 express mail postage USA (USPS), \$30.00 Canada (USPS), or \$40.00 overseas (USPS).
- DIGITAL EBOOK FORMAT, FORECAST 2013 /Merriman: \$55.00, no postage. This version may not include ephemeris and planetary calendar pages in back of printed copy.
- The Ultimate Book on Stock Market Timing Vol 1: Cycles and Patterns in the Indexes/Merriman: \$95.00.
- The Ultimate Book on Stock Market Timing Vol 2: Geocosmic Correlations to Investment Cycles/Merriman: \$125.00
- The Ultimate Book on Stock Market Timing Vol 3: Geocosmic Correlations to Trading Cycles/Merriman: \$150.00 plus postage \$9.00 USA, \$25.00 Canada, \$40.00 overseas.
- The Ultimate Book on Stock Market Timing Vol 4: Solar/Lunar Correlations to Short-Term Trading Reversals/Merriman: \$95.00.
- The Ultimate Book on Stock Market Timing Vol. 5: Technical Analysis and Price Objectives /Merriman: \$144.00
- The Sun, The Moon and the Silver Market: Secrets of a Silver Trader: \$125.00
- Merriman on Market Cycles: The Basics/Merriman: \$25.00

### SPECIAL OFFER:

Order all 5 volumes of The Ultimate Book on Stock Market Timing series: \$495.00. Add postage: \$25.00 USA, \$33.00 Canada, \$55.00 overseas. Order any 4 volumes: \$415.00. Add postage: \$25.00 USA, \$33.00 Canada, \$55.00 overseas.

**Refund Policy:** MMA will refund or replace any book or tape that is damaged, or software that does not run properly, if returned within 30 days. There are no refunds or pro-rated refunds for subscription services under any circumstance.



Add up total costs of all books, software, and products

Add 6% sales tax if Michigan resident for books and software

Less any discounts that apply (read descriptions carefully for discount offers)

Plus Delivery & Handling Charges (see note at top)

ORDER TOTAL

## SOFTWARE

- FAR For The Galactic Trader by Merriman/Long: End of Day: \$1890.00 Real Time: \$2290.00
- With the Fibonacci Trader End of Day: \$2490.00
- With the Fibonacci Trader Real Time: \$3040.00
- Galactic Trader only, by Jeanne Long End of Day: \$895.00 Real Time: \$1295.00
- With the Fibonacci Trader End of Day: \$1495.00
- With Fibonacci Trader: Real Time: \$2045.00
- FAR Option only: \$995.00

## ASTROLOGICAL BOOKS & PRODUCTS

- Basic Principles of Geocosmic Signates Related to Financial Market Timing / Merriman: \$15.95
- DVD (8 set) and workbook on "How To Read an Ephemeris for Traders" (10 hours): \$395 plus postage \$6.50 USA, \$26.00 Canada, or \$34.00 overseas
- Basic Astro-Tec / Long: \$50.00
- The Universal Clock / Long: \$144.00
- "Solar Fire Gold" Astrological Calculation Program: \$360 plus postage.
- DVD of MMA's Financial Market Timing Seminar (4 hours): \$180 plus postage.
- Evolutionary Astrology: Journey of Soul Through States of Consciousness / Merriman \$25.00 softcover (Hardback is \$75.00, plus shipping \$9.00 US, \$15.00 Canada, \$28.00 overseas).
- The New Solar Return Book of Prediction by Merriman: \$15.95
- Solar Return Report Writer by Merriman: \$300.00.
- Solar Return Report by Merriman: \$49.95
- give your date of birth, time, place of birth, and location on birthday for year you wish report to apply.

## CALENDAR & LISTS

- 2013 Calendar Graph with MMA's Color Coded Geocosmic Signatures For Critical Reversals: \$125.00/Merriman
- 2013 Lists (includes U.S. Stocks Level 1,2, and 3, plus Gold, plus ingresses, plus transits to NYSE and FRB charts) – total of six lists: \$100.00.

## SERVICES

- MMA Cycles Report: \$725.00/3 yrs. \$295.00/yr., \$115.00/4 mo., \$60.00/2 mo., \$50.00/2 issue trial. Auto Renew? Yes – No
- MMA Japanese Cycles Report: \$725.00/3 yrs. \$295.00/yr., \$115.00/4 mo., \$60.00/2 mo., \$50.00/2 issue trial. Auto Renewal? Yes – No
- MMA European Cycles Report: \$595.00/3yrs, \$195.00/yr, \$95.00/4 mo., \$40.00 2-issue trial. Auto Renew? Yes – No.
- MMA Daily Market Analysis also includes Weekly Market Analysis \$3250.00/yr., \$325.00mo. Automatic Renewal? Yes – No
- MMA Weekly Market Analysis & Trade Recommendations-All Markets \$1500.00/yr., \$450.00/3 mo. Automatic Renewal? Yes – No
- MMA Weekly Market Analysis & Trade Recommendations-Gold & Silver Only \$750.00/yr., \$250.00/3 mo. Automatic Renewal? Yes – No
- MMA Weekly Market Analysis & Trade Recommendations-Cash Currencies \$750.00/yr., \$250.00/3 mo. Automatic Renewal? Yes – No
- MMA Weekly Market Analysis and Trade Recommendations – U.S. T-Notes, Soybeans, and Crude Oil: \$750.00/yr, \$250.00/3 mo. Automatic Renewal? Yes – No
- MMA Weekly Update of Nikkei: \$1500.00/yr., \$450.00/3 mo. Automatic Renewal? Yes – No
- Schogt Market Timing Digest, with weekly updates: \$550/year, \$179/3 mo. Auto renewal

All reports are issued via e-mail and downloadable web site postings. There is no longer postal mailing for any subscriptions.

Name \_\_\_\_\_

Address \_\_\_\_\_

City/State/Zip \_\_\_\_\_

Country \_\_\_\_\_

E-Mail \_\_\_\_\_

Phone ( ) \_\_\_\_\_ Fax ( ) \_\_\_\_\_

Credit Card #: \_\_\_\_\_ Exp. \_\_\_\_\_

Signature \_\_\_\_\_ CW Security Code \_\_\_\_\_